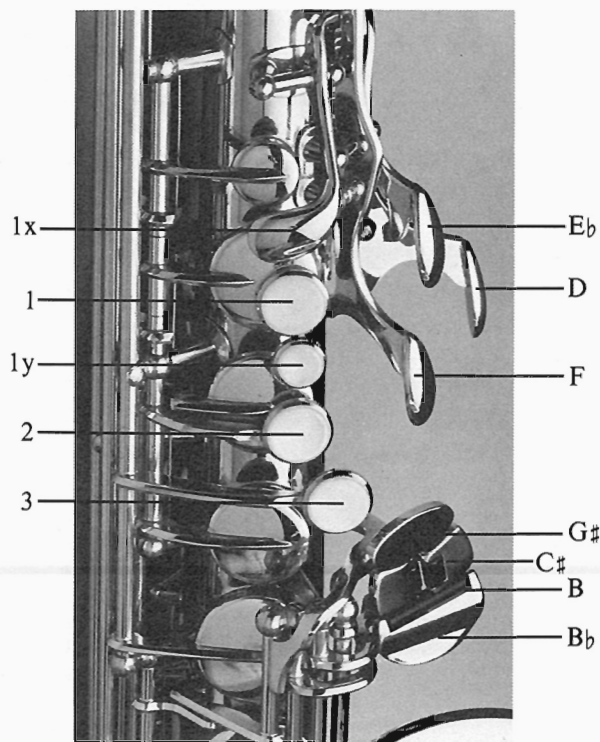
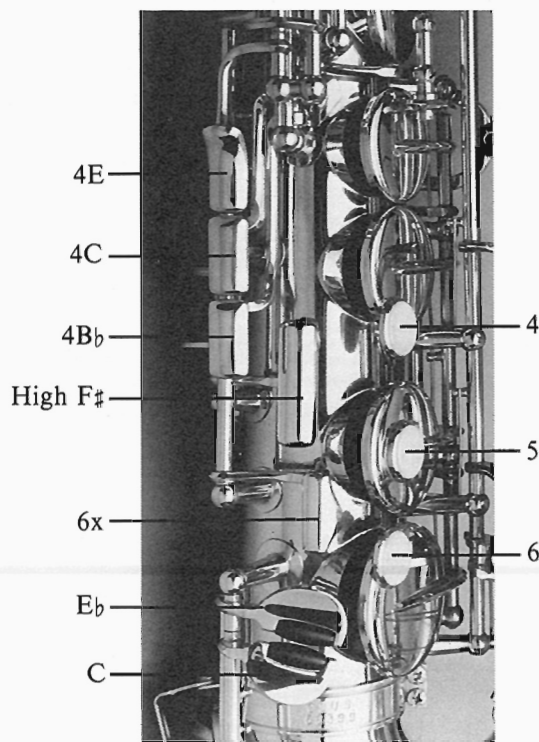


Saxophone Trill Fingerings



Left Hand








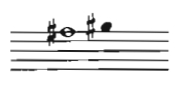
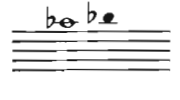
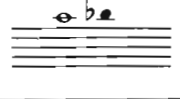





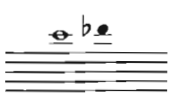





Right Hand

A composite fingering is given for the notes in a trill. The trill is made with the fingers and/or keys circled. Only special trill fingerings are included. Trills which are executed with regular fingerings are not included.

		Left Hand	Right Hand
C [♯] D		1. 123 C [♯]	456 Ⓞ
D [♯] E		2. 123	45 Ⓞ E [♯]
E ^b F		3. 123	4 Ⓞ Ⓞ E ^b
F [♯] G ^b		4. 123	40 Ⓞ x
F [♯] G [♯]		5. 123 G [♯]	0 Ⓞ 0

		Left Hand	Right Hand
G [♯] A		6. 12 Ⓞ G [♯]	000
A [♯] B ^b		7. 12 3 G [♯] 8. 11y Ⓞ Ⓞ G [♯]	Ⓞ 000 Ⓞ 000
A B ^b		9. 120 10. 11y Ⓞ 0	Ⓞ 000 Ⓞ 000
A [♯] B		11. 1 Ⓞ 0 12. 100 13. 100	4B ^b 00 Ⓞ 00 0 Ⓞ 0
B ^b C		14. Ⓞ 20 15. 11y00	4B ^b 00 Ⓞ 00

		Left Hand	Right Hand
B C	 16.	100	④C 00
C D	 17. 18.	④E 020 T 123	000 456 ③C
C [♯] D	 19.	④D 000	000
C [♯] D [♯]	 20.	000	④E 00
D [♯] E	 21.	T 123	45 ⑥ E ^b
E ^b F	 22.	T 123	4 ⑤ ⑥ E ^b
F G ^b	 23.	T 123	40 ⑥x
F [♯] G [♯]	 24.	T 123 G [♯]	0 ⑤ 0
A ^b B ^b	 25. 26.	T 123 G [♯] T 11y ② ③ G [♯]	④Bb 00 000
A B ^b	 27. 28.	T 120 11y ② 0	④Bb 00 000

		Left Hand	Right Hand
A [♯] B	 29.	T 1 ② 0	4B ^b 00
B ^b C	 30.	T ① 20	4B ^b 00
B C	 31.	T 100	④C 00
C D ^b	 32. 33.	T 1 ② 0 T ① 04C	000 000
C D	 34.	T ④ 020	000
C [♯] D [♯]	 35.	T 000	④E 00
D E	 36. 37.	TD ④ 000 TD 000	000 ④E 00
E ^b F	 38.	TDE ^b ④ 000	000
E F	 39. 40.	TDE ^b ④ 000 T 1x2 ③	4E00 000